

NLE15KK.4 Energy-optimized Compressor R600a 220-240V 50Hz

General

Code number	105H6968
Approvals	EN 60335-2-34 with Annex AA
Compressors on pallet	80

Application

Application	LBP			
	Hz	50	60	
Frequency	Hz	50	60	
Evaporating temperature	°C	-35 to -10	-	
Voltage range	V	198 - 254	-	
Max. condensing temperature continuous (short)	°C	60 (70)	-	
Max. winding temperature continuous (short)	°C	125 (135)	-	

Cooling requirements

Frequency	Hz	50			60		
		LBP	MBP	HBP	LBP	MBP	HBP
32°C		S	-	-	-	-	-
38°C		S	-	-	-	-	-
43°C		S	-	-	-	-	-
Remarks on application:							

Motor

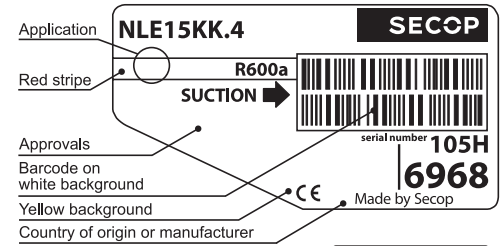
Motor type	RSIR/RSCR		
LRA (rated after 4 sec. UL984), HST LST	A	-	6.6
Cut in Current, HST LST	A	-	10.9
Resistance, main start winding (25°C)	Ω	10.7	13.0

Design

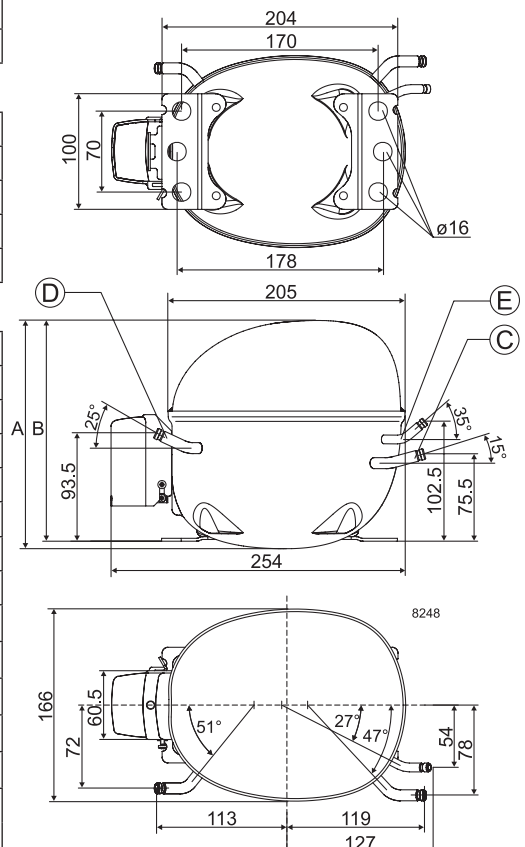
Displacement	cm ³	14.65
Oil quantity (type)	cm ³	270 (mineral)
Maximum refrigerant charge	g	150
Free gas volume in compressor	cm ³	2310
Weight without electrical equipment	kg	10.8

Dimensions

Height	mm	A	197
		B	190
		B1	-
		B2	-
Suction connector	location/I.D. mm angle	C	6.2 15°
		material comment	Cu-plated steel Al caps
Process connector	location/I.D. mm angle	D	6.2 25°
		material comment	Cu-plated steel Al caps
Discharge connector	location/I.D. mm angle	E	5.0 35°
		material comment	Cu-plated steel Al caps
Oil cooler connector	location/I.D. mm angle	F	-
		material comment	-
Connector tolerance	I.D. mm	±0.09, on 5.0 +0.12/+0.20	
Remarks:			



- S = Static cooling normally sufficient
- O = Oil cooling
- F₁ = Fan cooling 1.5 m/s (compressor compartment temperature equal to ambient temperature)
- F₂ = Fan cooling 3.0 m/s necessary
- SG = Suction gas cooling normally sufficient
- = not applicable in this area



EN 12900 Household (CECOMAF) 220V, 50Hz, 2 W PTC consumption incl., static cooling

Evap. temp in °C	-45	-40	-35	-30	-25	-23.3	-20	-15	-10	-6.7	-5	0	5	7.2	10	15	20
Capacity in W			110	146	190	207	243	307	382								
Power cons. in W			119	138	158	165	180	205	235								
Current cons. in A			0.94	0.99	1.07	1.09	1.16	1.27	1.40								
COP in W/W			0.92	1.06	1.20	1.25	1.35	1.49	1.63								

EN 12900 Household (CECOMAF) 220V, 50Hz, RC 4µF, 2 W PTC consumption incl., static cooling

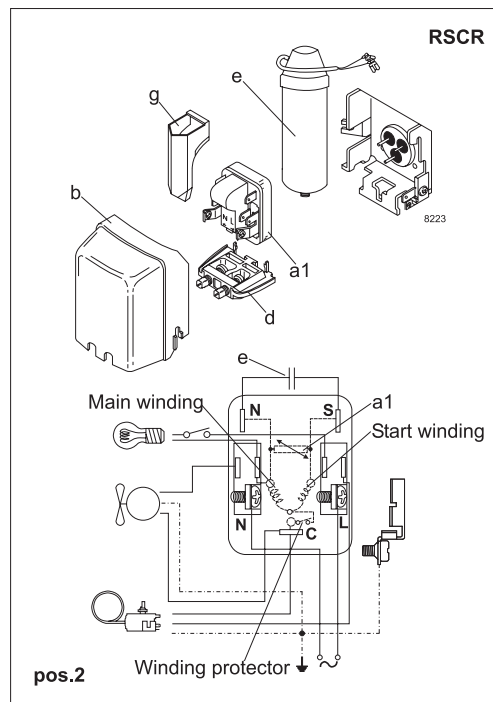
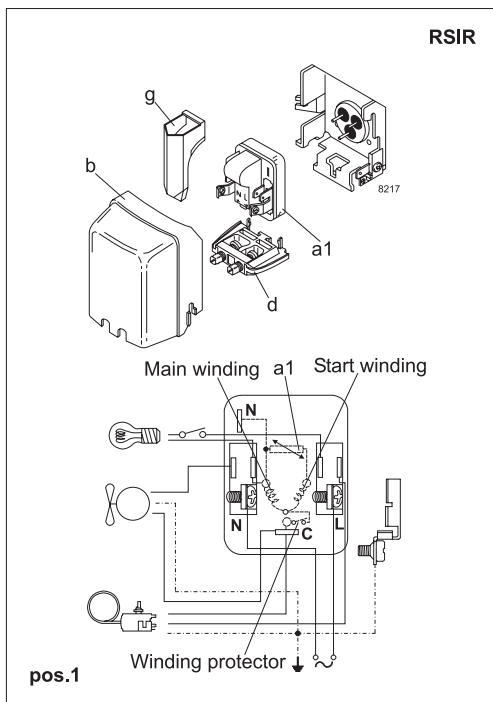
Evap. temp in °C	-45	-40	-35	-30	-25	-23.3	-20	-15	-10	-6.7	-5	0	5	7.2	10	15	20
Capacity in W			110	146	190	207	243	307	382								
Power cons. in W			115	133	152	159	173	196	223								
Current cons. in A			0.66	0.75	0.84	0.88	0.96	1.08	1.22								
COP in W/W			0.95	1.10	1.25	1.30	1.41	1.56	1.71								

ASHRAE LBP 220V, 50Hz, 2 W PTC consumption incl., static cooling

Evap. temp in °C	-45	-40	-35	-30	-25	-23.3	-20	-15	-10	-6.7	-5	0	5	7.2	10	15	20
Capacity in W			134	178	232	253	297	374	466								
Power cons. in W			119	138	158	165	180	205	234								
Current cons. in A			0.94	0.99	1.06	1.09	1.16	1.27	1.40								
COP in W/W			1.13	1.29	1.47	1.53	1.65	1.83	1.99								

ASHRAE LBP 220V, 50Hz, RC 4µF, 2 W PTC consumption incl., static cooling

Evap. temp in °C	-45	-40	-35	-30	-25	-23.3	-20	-15	-10	-6.7	-5	0	5	7.2	10	15	20
Capacity in W			134	178	232	253	297	374	466								
Power cons. in W			115	133	152	159	172	195	222								
Current cons. in A			0.66	0.75	0.84	0.88	0.95	1.08	1.21								
COP in W/W			1.16	1.34	1.53	1.59	1.72	1.92	2.10								



Accessories for	NLE15KK.4	Figure	Code number	Test conditions	EN 12900/ CECOMAF	ASHRAE
PTC starting device	6.3 mm spade connectors	a1 (pos.1)	103N0011	Condensing temperature	55°C	54.4°C
	4.8 mm spade connectors		103N0018	Ambient temperature	32°C	32°C
PTC starting device	6.3 mm spade connectors	a1 (pos.2)	103N0016	Suction gas temperature	32°C	32°C
	4.8 mm spade connectors		103N0021	Liquid temperature	no subcooling	32°C
ePTC starting device	4.8 mm spade connectors		103N0050			
Cover		b	103N2010			
Cord relief		d	103N1010			
Run capacitor 4 µF (optional)	6.3 mm spade connectors	e	117-7117			
	4.8 mm spade connectors		117-7119			
Protection screen for PTC		g	103N0476			

Mounting accessories		Code number	
Bolt joint for one comp.	Ø: 16 mm	118-1917	
Bolt joint in quantities	Ø: 16 mm	118-1918	
Snap-on in quantities	Ø: 16 mm	118-1919	

Nidec GA Compressors accepts no responsibility for possible errors in catalogs, brochures, and other printed material. Nidec GA Compressors reserves the right to alter its products without notice. This also applies to products already on order provided that such alterations can be made without consequential changes being necessary to specifications already agreed. All trademarks in this material are the property of the respective companies. Secop and the Secop logotype are trademarks of Nidec Global Appliance Germany GmbH. All rights reserved. www.secop.com